

# COMPASS POINTS 2020

Minnesota Compass looks at key measures in a number of topic areas to promote cradle-to-career success for all of Minnesota's youth, a strong and vibrant economy and workforce, and healthy communities throughout the state.

## Everyone counts. . . except when not everyone is counted.

2020 is a decennial census year, which means the U.S. Census Bureau will attempt to count every person in the United States. Despite its best efforts, the agency misses certain populations more than others, particularly Black, Hispanic, and homeless populations. Because much of the information we present on Minnesota Compass is derived from census data, it is critically important that every person in our state is counted, including those at risk of being missed.

### Missed in the U.S.

#### Young children

Nearly 5% of children younger than five were not counted in the 2010 decennial census, a rate higher than all other age cohorts. Those who were Black or Hispanic were more likely to be missed.

### What we know in Minnesota

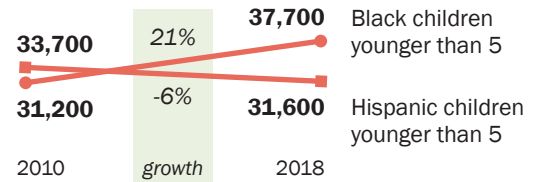
Children younger than five make up **6%** of our state's population.



About **1/3** of these are **children of color**, a number expected to climb for the foreseeable future.

### Populations at risk of being missed

#### Black and Hispanic children in Minnesota



#### People experiencing homelessness

An estimated 3.5 million people are believed to be homeless.

Homeless people are at risk of being undercounted because of their transitory status, age, and higher likelihood of living in hard-to-reach locations.

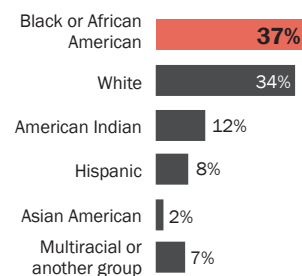
More than **10,000 people** were experiencing homelessness in Minnesota on a single night in October 2018.



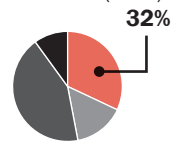
**1 in 3** live in **greater Minnesota**.

#### Demographics of Minnesota's homeless

37% of adult homeless were **Black**, despite making up less than 5% of MN's population.




Nearly 3,500 were **children (0-17)**.



#### Renters

1% of people living in rental units were not counted in the 2010 decennial census.

12% of Black male renters age 30-49 and 9% of Hispanic male renters age 18-29 went uncoun-  
ted.

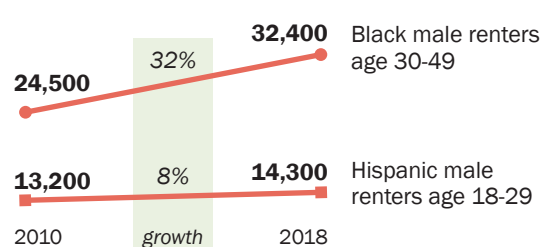


Renters in Minnesota (millions)

Since 2010, the number of renters has grown in Minnesota by nearly **150,000**.

About **24%** of all people **rent**, up from 23% in 2010.

#### Black and Hispanic renters in Minnesota



# Minnesota's population at a glance

	2000	2018		2000	2018
<b>Overall population</b>	<b>4.9 million</b>	<b>5.6 million</b>	<b>Older adults (age 65+)</b>	<b>594,000</b>	<b>890,000</b>
Twin Cities	2.6 million	3.1 million	Twin Cities	255,000	434,000
Greater Minnesota	2.3 million	2.5 million	Greater Minnesota	339,000	456,000
<b>Children and youth (age 0-17)</b>	<b>1.3 million</b>	<b>1.3 million</b>	<b>Foreign-born residents</b>	<b>260,000</b>	<b>484,000</b>
Twin Cities	698,000	725,000	Twin Cities	206,000	382,000
Greater Minnesota	589,000	578,000	Greater Minnesota	54,000	102,000
<b>Working-age residents (age 18-64)</b>	<b>3.0 million</b>	<b>3.4 million</b>	<b>People of Color</b>	<b>582,000</b>	<b>1.2 million</b>
Twin Cities	1.7 million	1.9 million	Twin Cities	444,000	857,000
Greater Minnesota	1.3 million	1.5 million	Greater Minnesota	138,000	295,000

Numbers may not add up to totals due to rounding.

	CURRENT	RECENT TREND	NATIONAL RANK (1=BEST)
<b>ARTS &amp; CULTURE</b>	<b>55%</b> Adults age 18+ who attended a cultural event in the past year	–	5
	<b>45%</b> Adults age 18+ who created or performed art in the past year	–	13
	<b>86%</b> Families whose children participated in arts in the past year	–	14
<b>CHILDREN &amp; YOUTH</b>	<b>58%</b> Students who are connected to a caring adult	<b>WORSE</b>	--
	<b>60%</b> Students participating in enrichment activities 3x/wk	<b>WORSE</b>	--
<b>CIVIC ENGAGEMENT</b>	<b>64%</b> Voted in 2018 election (voting-eligible)	<b>BETTER</b>	1
	<b>47%</b> Residents age 16+ who volunteer	–	2
	<b>62%</b> Adult neighbors who help neighbors	–	6
<b>EARLY CHILDHOOD</b>	<b>68%</b> Kindergartners screened before age 5	<b>SAME</b>	--
	<b>7%</b> Low-weight births	<b>SAME</b>	7
<b>ECONOMY</b>	<b>\$59,000</b> Per-capita GDP (2012 chained dollars)	<b>BETTER</b>	15
	<b>3.0 million</b> Number of jobs	<b>BETTER</b>	18
	<b>\$70,300</b> Median household income (2018 dollars)	<b>BETTER</b>	13
	<b>10%</b> Poverty rate	<b>SAME</b>	7

Dig deeper. . .find data for specific populations, geographic areas, and where disparities occur at [mncompass.org](http://mncompass.org).

Also find data sources, years, margins of error, and additional notes.

Updated February 2020 with the most recent data compiled by Minnesota Compass.



	CURRENT	RECENT TREND	NATIONAL RANK (1=BEST)
EDUCATION	<b>55%</b> 3rd-graders who are proficient in reading	<b>WORSE</b>	--
	<b>55%</b> 8th-graders who are proficient in math	<b>WORSE</b>	--
	<b>84%</b> Students who graduate high school on time	<b>BETTER</b>	36
ENVIRONMENT	<b>47%</b> Days air quality was rated "good" (Twin Cities)	<b>WORSE</b>	13*
	<b>28</b> Tons of greenhouse gas emissions per person	<b>BETTER</b>	--
HEALTH	<b>30%</b> Adults age 18+ who are obese	<b>WORSE</b>	20
	<b>5%</b> Residents under age 65 who are uninsured	<b>SAME</b>	5
	<b>9%</b> Adults age 18+ with diabetes	<b>WORSE</b>	7
HOUSING	<b>10,200</b> People experiencing homelessness	<b>WORSE</b>	--
	<b>26%</b> Households who pay 30% or more of income for housing	<b>SAME</b>	9
	<b>36%</b> Homeownership gap (white, of color)	<b>SAME</b>	46
PUBLIC SAFETY	<b>22</b> Serious crimes committed per 1,000 residents	<b>BETTER</b>	--
	<b>504</b> Traffic injuries and fatalities per 100,000 residents	<b>BETTER</b>	--
TRANSPORTATION	<b>4%</b> Highway miles rated in poor condition	<b>SAME</b>	--
	<b>20%</b> Household income spent on transportation for median income family (Twin Cities)	<b>SAME</b>	7*
	<b>56</b> Annual hours of delay per auto commuter (Twin Cities)	<b>WORSE</b>	4*
	<b>18,000</b> Average number of jobs reachable within a 30-minute commute by foot or transit (Twin Cities)	<b>SAME</b>	13*
WORKFORCE	<b>79%</b> Proportion of adults working	<b>SAME</b>	1
	<b>37%</b> Adults age 25+ with a bachelor's degree	<b>BETTER</b>	10
	<b>65%</b> Graduation rate at 4-year institutions (within 6 years)	<b>BETTER</b>	14
	<b>54%</b> Graduation + transfer rate at 2-year institutions (within 3 years)	<b>BETTER</b>	10

\* 25 largest U.S. metros

# New and coming soon on Minnesota Compass



## MINNESOTA'S CULTURAL COMMUNITIES AT-A-GLANCE

We've developed data profiles for 26 of the largest cultural communities in Minnesota, including Mexican, Hmong, Somali, Vietnamese, Korean, Ethiopian, Filipino, Lao, Liberian, and many more. With clearer information on cultural identification, we can better understand the composition of people who make Minnesota their home and the different contributions they make to our state's workforce, economy, and social fabric.



## COMING SOON IN 2020: WHO LEADS IN MINNESOTA?

With support from the Bush Foundation, we've created a new section on Compass to provide a holistic, cross-sector picture of leadership in our state. Along with information that shows who leads in our state, and how our institutions are developing the talent Minnesota needs, we hope to inspire and support employers to foster more equitable and inclusive leadership, and track leadership data over time to measure progress.



## COMING SOON IN 2020: REVISED STEM SECTION

With support from Boston Scientific, we have been working with key stakeholders representing science, technology, engineering, and math (STEM) to revisit and revise the STEM section of Minnesota Compass. The refreshed section will be launched later this year.



## COMING SOON IN 2020: WEBSITE REDESIGN

Stay tuned for a refreshed and dynamic Minnesota Compass website in 2020!

### STAY INFORMED

Like us on Facebook



Follow us on Twitter



Sign up to receive our e-newsletter



### Compass is led by Wilder Research and governed and funded by a collaborative of foundations:

3Mgives

Initiative Foundation

Saint Paul & Minnesota Foundation

Blue Cross and Blue Shield of Minnesota Foundation

The Jay & Rose Phillips Family Foundation of Minnesota

Wells Fargo Foundation Minnesota

Boston Scientific

Mardag Foundation

Amherst H. Wilder Foundation

Otto Bremer Trust

The McKnight Foundation

Bush Foundation

The Minneapolis Foundation

Greater Twin Cities United Way

Northwest Minnesota Foundation

Thank you!